

Wilton Crescent, Belgravia, SW1

Guide Price £9,500,000 Freehold



Drawn in accordance with RICS guidelines this plan is for guidance only and does not constitute in whole or part an offer or contract. It is not to scale (unless stated) and windows/door openings are approximate. Whilst every care has been taken in the preparation of this plan, please check all dimensions, shapes and compass bearings before making any decisions reliant upon them. Areas, measurements/distances are approximate and should not be used to value a property or be the base of any sale/let. Any intending purchaser or lessee should satisfy themselves through inspection, searches, enquiries and full survey as to the correctness of each statement.

95 High Street Wimbledon SW19
020 8016 9700
wvsales@fullergilbert.co.uk

Fuller Gilbert 
& Company Est. 2001

www.fullergilbert.co.uk

38 - 40 Gloucester Road SW7
020 7581 0154
sksales@fullergilbert.co.uk

for
Sale

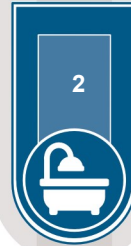
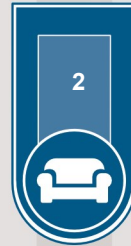
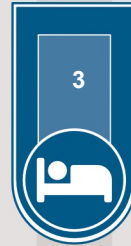
Fuller Gilbert 
& Company Est. 2001

• Estate Agents • Valuers • Development Consultants • Property Consultants • Private Office • Asset & Capital Management



THE LOCATION

Wilton Crescent SW1 is a distinguished residential address nestled in the prestigious Belgravia neighbourhood in London's SW1. This is a prime London location where residents will enjoy proximity to exclusive amenities, upscale dining establishments, luxury shopping districts like Sloane Street and Knightsbridge, and the serene Belgrave Square Gardens. With excellent transportation links, this address provides not only a luxurious living experience but also convenient access to cultural attractions and key destinations throughout the city. Wilton Crescent stands as a symbol of opulence and historic charm in the heart of London.



THE PROPERTY

Please note on behalf of Fuller Gilbert & Co and the owner of this property, that these particulars do not constitute an offer or contract. Fuller Gilbert & Co has not undertaken any tests on any of the equipment, systems or fittings described in these particulars and no warranties can be given. Please also note that wiring, plumbing and drains have not been checked. Our client has advised us of the tenure of the property. The length of lease and service charge have been provided by a Third Party. Any intending purchaser must obtain confirmation of these facts from their solicitor.

Energy Efficiency Rating		
	Current	Potential
Very energy efficient - lower running costs		
(92 plus) A		
(81-91) B		
(69-80) C		
(55-68) D		
(39-54) E		
(21-38) F		
(1-20) G		
Not energy efficient - higher running costs		
England & Wales	EU Directive 2002/91/EC	

Environmental Impact (CO ₂) Rating		
	Current	Potential
Very environmentally friendly - lower CO ₂ emissions		
(92 plus) A		
(81-91) B		
(69-80) C		
(55-68) D		
(39-54) E		
(21-38) F		
(1-20) G		
Not environmentally friendly - higher CO ₂ emissions		
England & Wales	EU Directive 2002/91/EC	