


CONSORT HOUSE

APPROXIMATE GROSS INTERNAL FLOOR AREA
1273 SQ FT- 118.30 SQ M



LOWER GROUND FLOOR



FOR ILLUSTRATION PURPOSES ONLY

THIS FLOOR PLAN SHOULD BE USED AS A GENERAL OUTLINE FOR GUIDANCE ONLY AND DOES NOT CONSTITUTE IN WHOLE OR IN PART AN OFFER OR CONTRACT. ANY INTENDING PURCHASER OR LESSEE SHOULD SATISFY THEMSELVES BY INSPECTION, SEARCHES, ENQUIRIES AND FULL SURVEY AS TO THE CORRECTNESS OF EACH STATEMENT. ANY AREAS, MEASUREMENTS OR DISTANCES QUOTED ARE APPROXIMATE AND SHOULD NOT BE USED TO VALUE A PROPERTY OR BE THE BASIS OF ANY SALE OR LET.

Drawn in accordance with RICS guidelines this plan is for guidance only and does not constitute in whole or part an offer or contract. It is not to scale (unless stated) and windows/door openings are approximate. Whilst every care has been taken in the preparation of this plan, please check all dimensions, shapes and compass bearings before making any decisions reliant upon them. Areas, measurements/distances are approximate and should not be used to value a property or be the base of any sale/let. Any intending purchaser or lessee should satisfy themselves through inspection, searches, enquiries and full survey as to the correctness of each statement.

Queen's Gate, Kensington, SW7 5HR

TO RENT £4,783



95 High Street Wimbledon SW19
020 8016 9700
wvlettings@fullergilbert.co.uk

Fuller Gilbert
& Company Est. 2001

www.fullergilbert.co.uk

38 - 40 Gloucester Road SW7
020 7581 0154
sklettings@fullergilbert.co.uk

for
rent

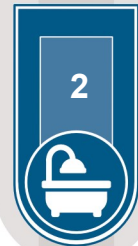
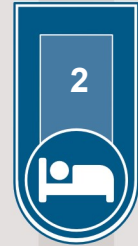
Fuller Gilbert
& Company Est. 2001

• Estate Agents • Valuers • Development Consultants • Property Consultants • Private Office • Asset & Capital Management



THE LOCATION

Queens Gate is located within a mile of shops, restaurants and other amenities found within South Kensington area, while the green spaces of Hyde Park are close by.



THE PROPERTY

A charming and spacious (almost 1300sqft) 2 double bedroom apartment on the lower ground floor (with lift) of a well-maintained period conversion. The property consists of two bedrooms, two bathrooms (1x en-suite), spacious reception room leading onto a fully fitted kitchen with breakfast bar. The property further benefits from high ceilings, wooden flooring in living areas. The flat is conveniently located within one of the most sought-after streets of Kensington and Chelsea only a short walk from Hyde Park and the Royal Albert Hall and the world-famous museums. EPC - E, Council Tax Band - G.

Energy Efficiency Rating		
	Current	Potential
Very energy efficient - lower running costs		
(92 plus) A		
(81-91) B		
(69-80) C		
(55-68) D		
(39-54) E	39	
(21-38) F		
(1-20) G		
Not energy efficient - higher running costs		
England & Wales		
	EU Directive 2002/91/EC	

Environmental Impact (CO ₂) Rating		
	Current	Potential
Very environmentally friendly - lower CO ₂ emissions		
(92 plus) A		
(81-91) B		
(69-80) C		
(55-68) D		
(39-54) E		
(21-38) F		
(1-20) G		
Not environmentally friendly - higher CO ₂ emissions		
England & Wales		
	EU Directive 2002/91/EC	

Please note on behalf of Fuller Gilbert & Co and the owner of this property, that these particulars do not constitute an offer or contract. Fuller Gilbert & Co has not undertaken any tests on any of the equipment, systems or fittings described in these particulars and no warranties can be given. Please also note that wiring, plumbing and drains have not been checked. Our client has advised us of the tenure of the property. The length of lease and service charge have been provided by a Third Party. Any intending purchaser must obtain confirmation of these facts from their solicitor.